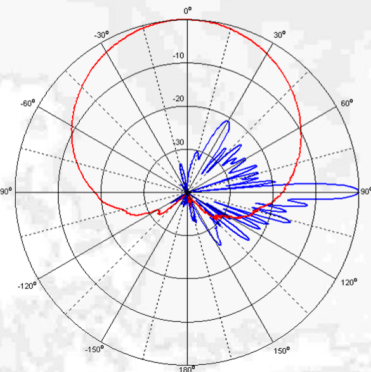
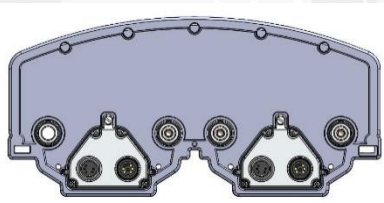



Quad-Port Antenna CMA-UBDHH/6521/E1-10

XX-Pol: 1710-2690



Electrical specification:

Frequency range per input (MHz)	4 x 1710-2690			
	1710 -1880	1920 -2170	2300 - 2400	2490 -2690
Frequency band definitions (MHz)				
Polarization	Dual linear $\pm 45^\circ$			
Gain (dBi)	19.4	20.1	20.7	21.4
Horizontal = 3 dB beam width ($^\circ$) $\pm 3^\circ$	66	62	59	56
Vertical = 3 dB beam width ($^\circ$) $\pm 0.6^\circ$	4.9	4.4	3.8	3.4
Adjustable electrical down tilt ($^\circ$)	1 - 10			
Front to back ratio, $\pm 30^\circ$ total power (dB)	>25			
First upper side lobe suppression (dB)	1 $^\circ$ >18	6 $^\circ$ >18		10 $^\circ$ >18
First null fill below horizon, typ. (dB)	<25			
Cross-polar discrimination $+/-0^\circ$ (dB)	> 24			
Cross-polar discrimination $+/-60^\circ$ (dB)	> 8			
Nominal impedance (Ω)	50			
VSWR	< 1.5:1			
Isolation between inputs (dB)	> 28			
Antenna efficiency*	89 %			
Inter modulation, IM3	<-155 dBc@2x43 dBm (< -160 typical)			
Max power per input	500 W			

Mechanical specification:

Connectors	4 x 4.3-10 female
Connector position	Bottom
Lightning protection	DC grounded
Height/Width/Depth	1841 mm (72.5 in) / 291 mm (11.5 in) / 135 mm (5.3 in)
Antenna weight	18 kg (40 lbs)

Wind load at 42 m/s (94 mph) :

Frontal:	482 N (108 lbf)
Lateral:	102 N (23 lbf)
Rear:	606 N (136 lbf)
Survival wind speed	67 m/s (150 mph)

Colour radome	Light Grey, RAL 7035
Radome material	ASA

Mounting hardware:

Mounting bracket	2
Bracket weight (complete)	5 kg (11 lb)
Pole diameter	45-120 mm (1.8-4.7 in)
Tilt bracket	0 $^\circ$ - 5 $^\circ$ mechanical

Ordering information:

CMA-UBDHH/6521/E1-10/4.3-10/MET	120120
CMA-UBDHH/6521/E1-10/4.3-10/RET	120125