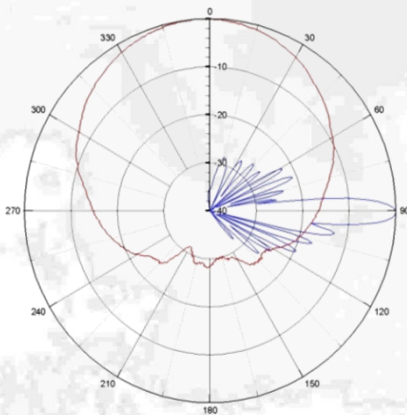
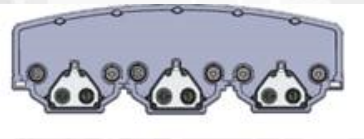



Hex-Port Antenna

CMA-UBDHHH/6520/E2-10

XXX-Pol: 1710-2690



Electrical specification:

Frequency range per input (MHz)	6 x 1710-2690			
Frequency band definitions (MHz)	1710 -1880	1920 -2170	2300 - 2400	2490 -2690
Polarization	Dual linear $\pm 45^\circ$			
Gain (dBi)	18.3	18.8	19.4	20.0
Horizontal = 3 dB beam width ($^\circ$) $\pm 6^\circ$	65	61	60	57
Vertical = 3 dB beam width ($^\circ$) $\pm 0.6^\circ$	6.6	5.8	4.9	4.6
Adjustable electrical down tilt ($^\circ$)	2 - 10			
Front to back ratio, $\pm 30^\circ$ total power (dB)	>24			
First upper side lobe suppression (dB)	2° >15	6° >14	10° >14	10° >12
First null fill below horizon, typ. (dB rel. peak gain)	> -20			
Cross-polar discrimination $+/-0^\circ$ (dB)	> 24			
Cross-polar discrimination $+/-60^\circ$ (dB)	> 7			
Nominal impedance (Ω)	50			
VSWR	< 1.5:1			
Isolation between inputs (dB)	> 28			
Antenna efficiency*	91 %			
Inter modulation, IM3	< -155 dBc@2x43 dBm (-160 typical)			
Max power per input	500 W			

Mechanical specification:

Connectors	6 x 4.3-10 female
Connector position	Bottom
Lightning protection	DC grounded
Height/Width/Depth	1385 mm (54.5 in) / 417 mm (16.4 in) / 135 mm (5.3 in)
Antenna weight	20 kg (44 lbs)
Wind load at 42 m/s (94 mph) :	
Frontal:	520 N (117 lbf)
Lateral:	80 N (18 lbf)
Rear:	653 N (147 lbf)
Survival wind speed	67 m/s (150 mph)
Colour radome	Light Grey, RAL 7035
Radome material	ASA

Mounting hardware:

Mounting bracket	2
Bracket weight (complete)	5 kg (11 lb)
Pole diameter	45-120 mm (1.8-4.7 in)
Tilt bracket	0° - 8° mechanical

Ordering information:

CMA-UBDHHH/6520/E2-10/MET	120150
CMA-UBDHHH/6520/E2-10/RET	120155